



CITY AND COUNTY OF DENVER

DEPARTMENT OF SAFETY FIRE • POLICE • SHERIFF

Office of Manager
1331 Cherokee Street
Room 302
Denver, CO 80204-2720
Phone: (720) 913-6020
Fax: (720) 913-7028

MEMORANDUM

DATE: December 17, 2007
TO: Tech. Carlos Montoya, District 1 CRO
FROM: Mel Thompson, Deputy Manager of Safety
SUBJECT: Reported Offenses in the Jefferson Park Neighborhood

The attached report summarizes the reported offenses in the Jefferson Park Neighborhood for November 2007. The statistics are summarized by type of offense, day-of-week and hour. A map is included for the geographic distribution of offenses.

SUMMARY

- Part 1 property crimes accounted for 66.7% of the reported offenses.
- By day-of-week, Monday had the highest per-day average (2.25 per day).
- By hour, the highest hours of occurrence were in the 11:00 am and noon hours.
- There was a concentration of crimes between W 22nd Ave and W 24th Ave.

If you have any questions, please do not hesitate to call.

Cc: Alvin J. LaCabe, Jr., Manager of Safety
Gerald R. Whitman, Chief of Police
Mary Beth Klee, Division Chief of Patrol
Officer Cody Davison (SCAT)

**NUMBER OF REPORTED OFFENSES
IN THE JEFFERSON PARK NEIGHBORHOOD
NOVEMBER 1, 2007 THROUGH NOVEMBER 30, 2007**

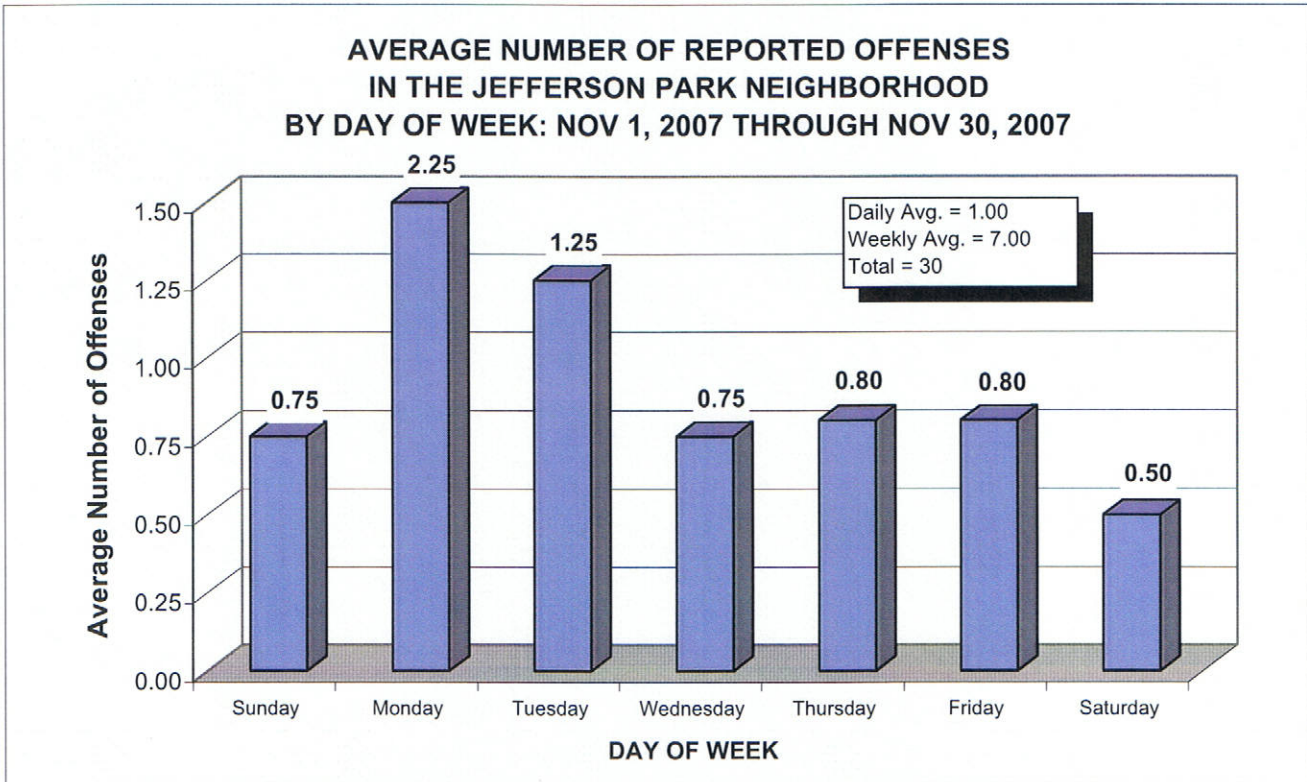
TYPE OF CRIME		NUMBER	PERCENT
Part 1 Persons	Homicide	0	0.0%
	Sexual Assault	0	0.0%
	Robbery	1	3.3%
	Aggravated Assault	1	3.3%
SUBTOTAL		2	6.7%
Part 1 Property	Burglary	3	10.0%
	Larceny (Except Theft from Motor Veh)	6	20.0%
	Larceny (Theft from Motor Vehicle)	3	10.0%
	Auto Theft	8	26.7%
	Arson	0	0.0%
SUBTOTAL		20	66.7%
PART 1 TOTAL		22	73.3%
Other Crimes Against Persons	Other Assaults	1	3.3%
	Other Sex Offenses	0	0.0%
	Against Family/Child	0	0.0%
SUBTOTAL		1	3.3%
Public Disorder Crimes	Criminal Mischief	5	16.7%
	Prostitution and Commercialized Vice	0	0.0%
	Disorderly Conduct	0	0.0%
SUBTOTAL		5	16.7%
Drug and Alcohol	Drug Abuse Violations	1	3.3%
	Liquor Law Violations	0	0.0%
SUBTOTAL		1	3.3%
White Collar Crimes	Forgery and Counterfeiting	0	0.0%
	Fraud	0	0.0%
	Embezzlement	0	0.0%
SUBTOTAL		0	0.0%
All Other Crimes	Stolen Property	0	0.0%
	Weapons	0	0.0%
	All Other Offenses	1	3.3%
SUBTOTAL		1	3.3%
PART 2 TOTAL		8	26.7%
TOTAL		30	100.0%

All files utilized in the creation of this report are dynamic. Dynamic files allow additions, deletions and/or modifications at any time, resulting in more complete and accurate records in the databases. Due to continuous data entry after reports are compiled, numbers may vary in previous or subsequent reports. Data downloaded 12/7/07.



**NUMBER OF REPORTED OFFENSES
IN THE JEFFERSON PARK NEIGHBORHOOD
BY DAY OF WEEK: NOV 1, 2007 THROUGH NOV 30, 2007**

DAY OF WEEK	NUMBER	PERCENT	AVG#
Sunday	3	10.0%	0.75
Monday	9	30.0%	2.25
Tuesday	5	16.7%	1.25
Wednesday	3	10.0%	0.75
Thursday	4	13.3%	0.80
Friday	4	13.3%	0.80
Saturday	2	6.7%	0.50
TOTAL	30	100.0%	1.00



Note: Based on day of occurrence.

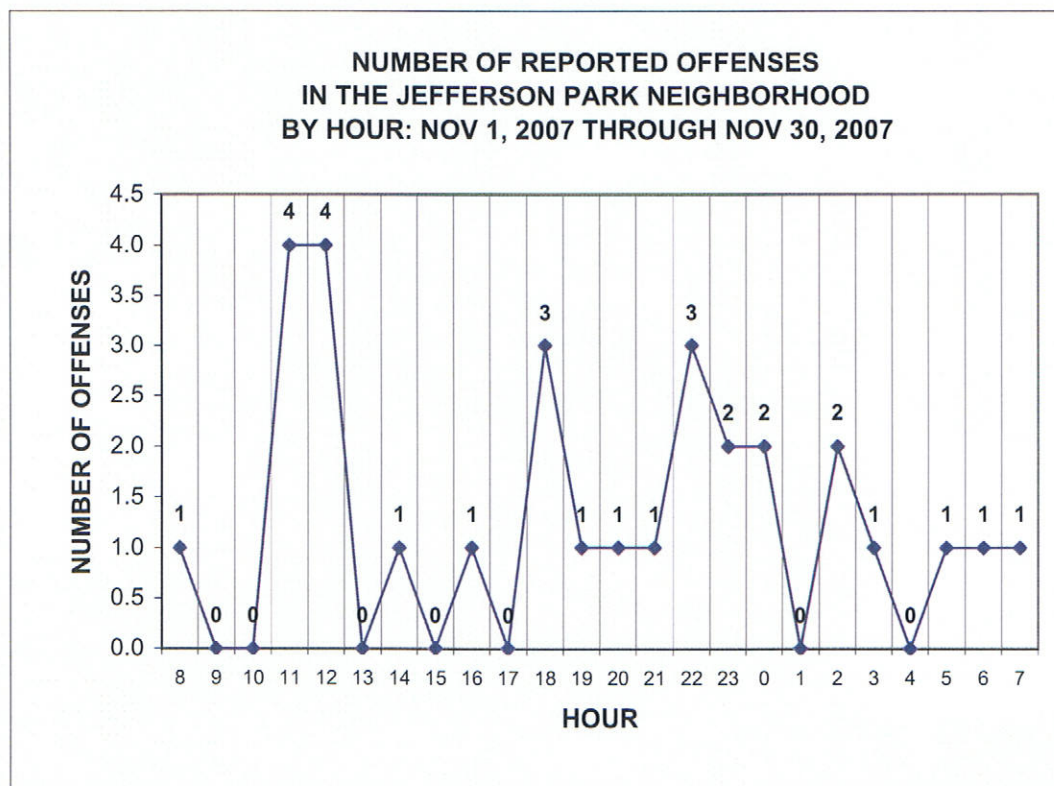
All files used to generate this report are dynamic. Dynamic files allow additions, deletions and/or modifications at any time, resulting in more complete and accurate records in the databases. Due to continuous data entry after reports are compiled, subsequent reports are subject to change.

PREPARED TO DEPARTMENT OF SAFETY PUBLIC INFORMATION STANDARDS

Source: Legacy System geoverified to DenverGIS Street Centerline

**NUMBER OF REPORTED OFFENSES
IN THE JEFFERSON PARK NEIGHBORHOOD
BY HOUR: NOV 1, 2007 THROUGH NOV 30, 2007**

HOUR	NUMBER	PERCENT	HOUR	NUMBER	PERCENT
0800-0859	1	3.3%	2000-2059	1	3.3%
0900-0959	0	0.0%	2100-2159	1	3.3%
1000-1059	0	0.0%	2200-2259	3	10.0%
1100-1159	4	13.3%	2300-2359	2	6.7%
1200-1259	4	13.3%	0000-0059	2	6.7%
1300-1359	0	0.0%	0100-0159	0	0.0%
1400-1459	1	3.3%	0200-0259	2	6.7%
1500-1559	0	0.0%	0300-0359	1	3.3%
1600-1659	1	3.3%	0400-0459	0	0.0%
1700-1759	0	0.0%	0500-0559	1	3.3%
1800-1859	3	10.0%	0600-0659	1	3.3%
1900-1959	1	3.3%	0700-0759	1	3.3%
TOTAL				30	100.0%



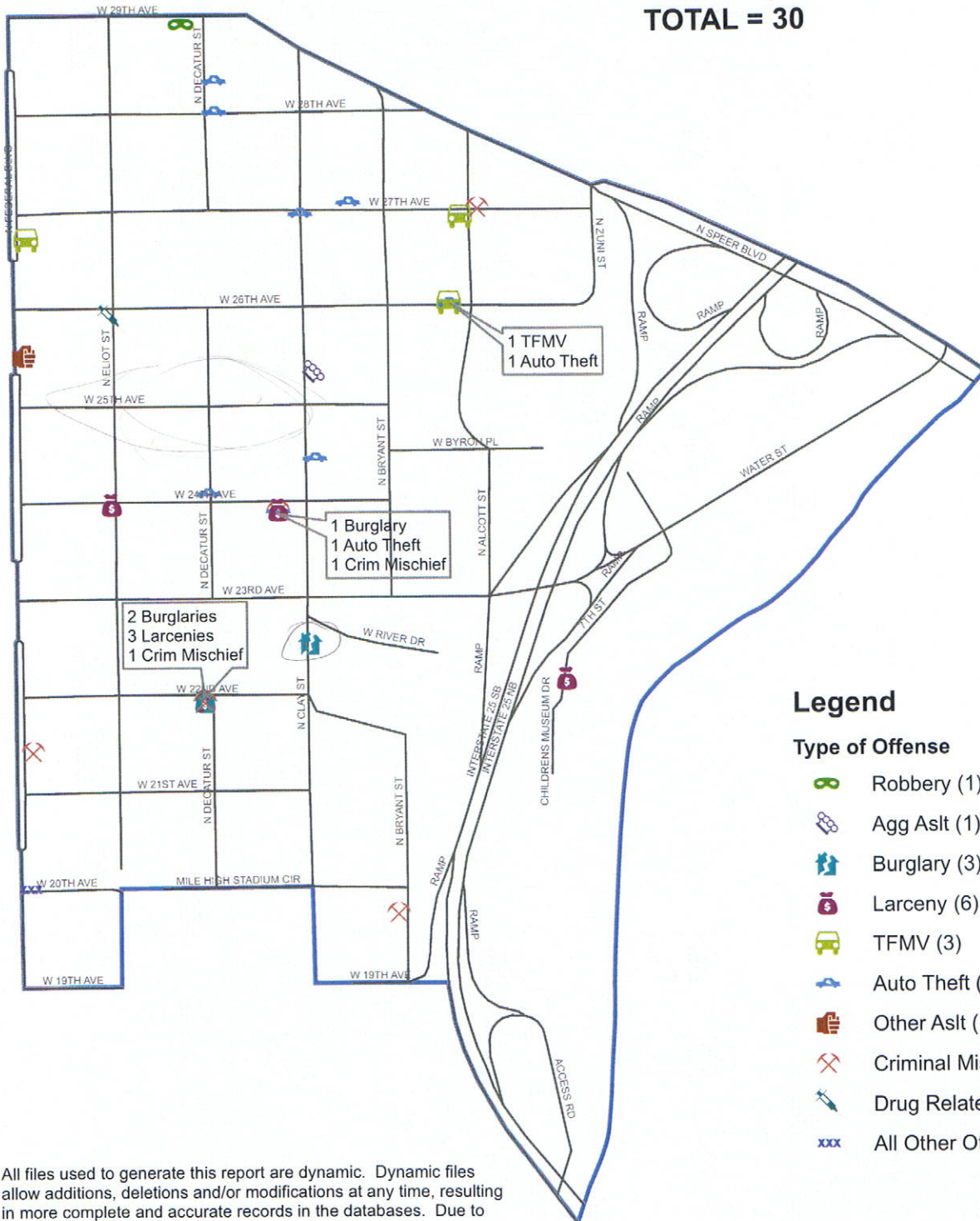
Note: Based on hour of occurrence.

All files used to generate this report are dynamic. Dynamic files allow additions, deletions and/or modifications at any time, resulting in more complete and accurate records in the databases. Due to continuous data entry after reports are compiled, subsequent reports are subject to change.

PREPARED TO DEPARTMENT OF SAFETY PUBLIC INFORMATION STANDARDS

Source: Legacy System geoverified to DenverGIS Street Centerline

REPORTED OFFENSES IN THE JEFFERSON PARK NEIGHBORHOOD NOVEMBER, 2007 TOTAL = 30



- Legend**
- Type of Offense**
- Robbery (1)
 - Agg Aslt (1)
 - Burglary (3)
 - Larceny (6)
 - TFMV (3)
 - Auto Theft (8)
 - Other Aslt (1)
 - Criminal Mischief (5)
 - Drug Related (1)
 - All Other Off (1)

All files used to generate this report are dynamic. Dynamic files allow additions, deletions and/or modifications at any time, resulting in more complete and accurate records in the databases. Due to continuous data entry after reports are compiled, subsequent reports are subject to change.

